

EU-ASEAN TRADE & INVESTMENT STATISTICS

There is a long and deep trading and investment relationship between Europe and South East Asia forged by historical circumstance and mutual desire to trade across oceans and develop. ASEAN remains a region of good growth, sound macro-economic trends, with young and growing populations and a lot of opportunity. The AEC gives us hope too, so long as the objectives set out in it are achieved and progress can be seen on the ground.

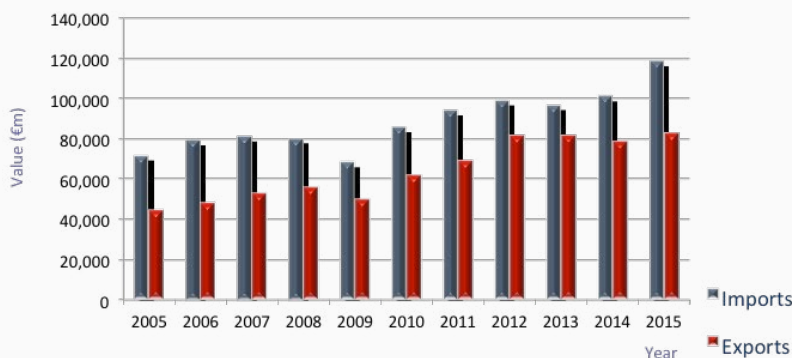
The EU is...

#1 Source of FDI into ASEAN
#2 Largest trading partner to ASEAN

EU FDI stock held in ASEAN in 2014: **€184bn**

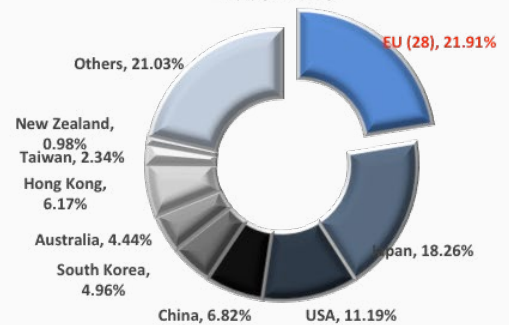
€1685bn Trade of Goods between EU and ASEAN (2005-2015)

EU-ASEAN Trade in Goods 2005-2015



The balance of trade remains in ASEAN's favour, and trade continues to grow – albeit at a slower pace in more recent years. Indeed, the growth rate between 2005 and 2015 has been **73.1%**. For ASEAN exports to the EU, the growth rate over the same period has been **65.2%**. That is good news for all of us as it means more jobs, growing economies, and more opportunity.

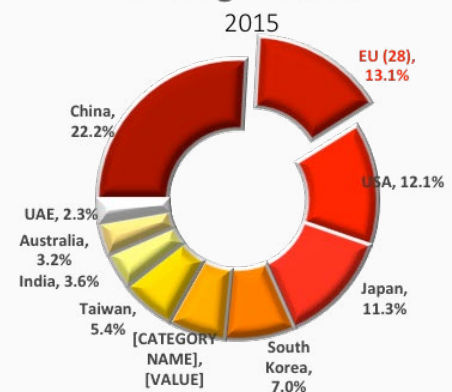
FDI Flows into ASEAN 2005-2015



Significant investor of ASEAN

The EU is the largest source of FDI Funds for ASEAN. Between 2013 and 2015, there was some USD 69.6bn or 22% of total FDI inflow to the ASEAN region. As such, Europe is a significant and long-term investor in the region.

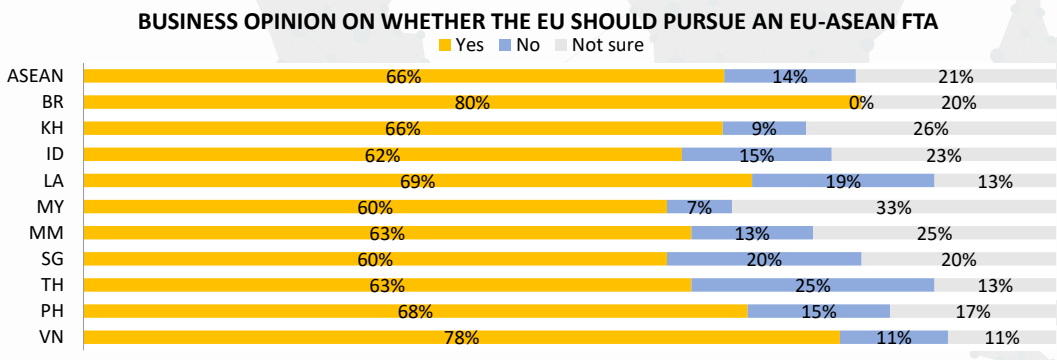
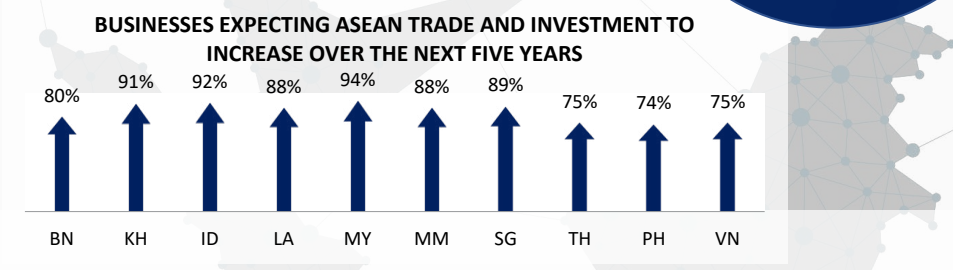
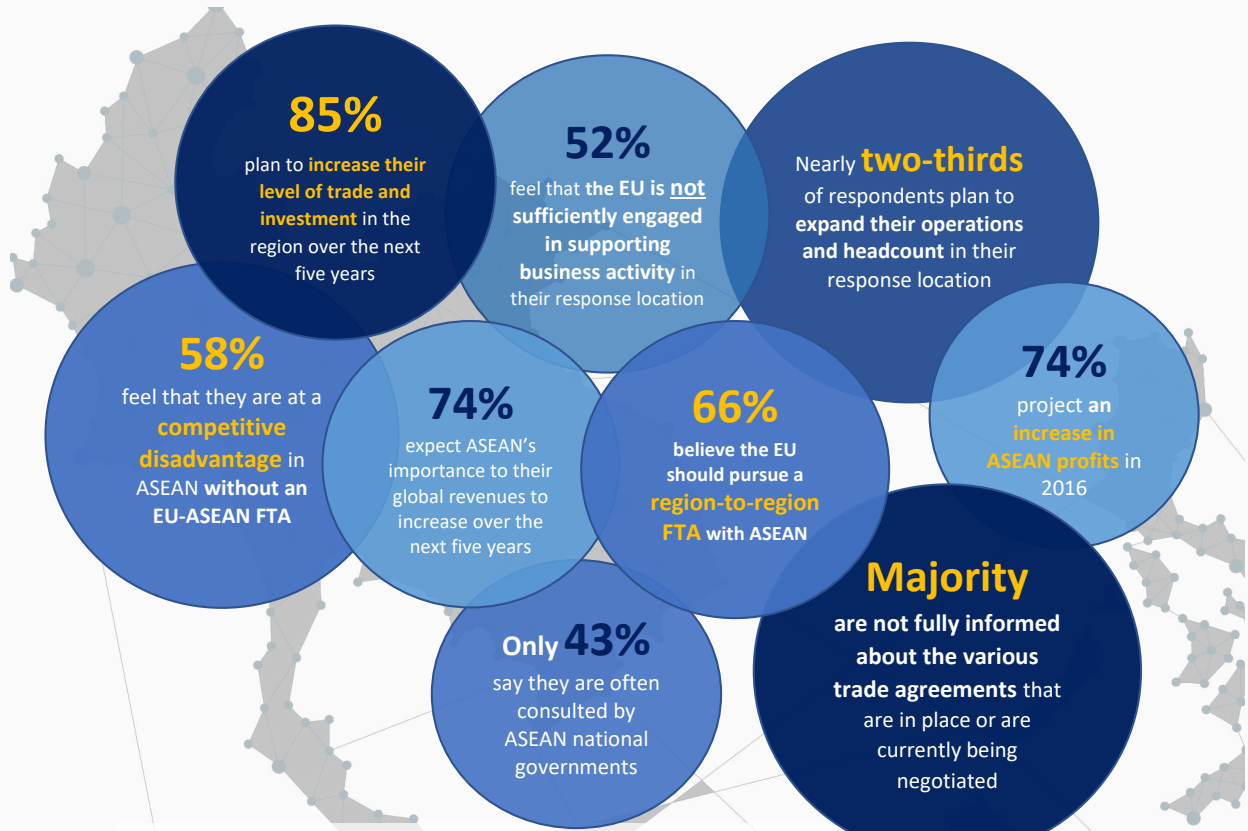
ASEAN TOP 10 Trading Partners 2015



Impressive numbers in Trade

Europe is ASEAN's Second largest Trading partner. For the moment, only China outweighs Europe. Europe's share of trade of ASEAN's total external trade was 13.1% in 2015.

2016 EU-ASEAN BUSINESS SENTIMENT SURVEY KEY FINDINGS



TO PARTICIPATE IN THE 2017 EU-ASEAN BUSINESS SENTIMENT SURVEY, VISIT WWW.SURVEYMONKEY.COM/R/EABSS2017